

## MAC OSX 10.9 PDE Patch Release Notes

<b>Subject:</b>	<b>10.9 PPD File Patch Installation Instructions</b>
<b>Model</b>	<b>ALL</b>
<b>Updated Machines Serial Number:</b>	<b>N/N</b>

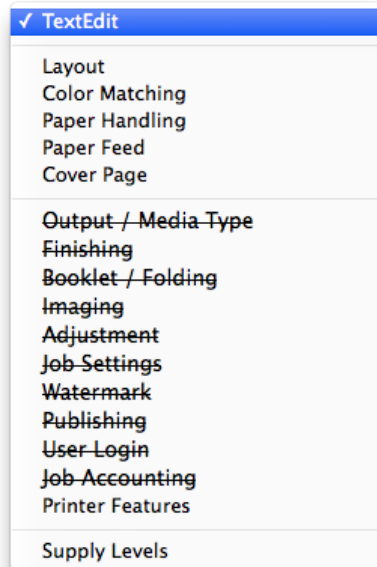
Apple has introduced a new security layer in Mac OS X 10.9 (“Mavericks”). The added security restricts the available feature sets of the KYOCERA Mac Driver installed on Macs running OS X 10.9. Specifically, the added security prevents the loading of Print Dialog Extensions (PDEs) that are not compatible with sandboxed applications such as TextEdit and apps downloaded from the Mac App Store. A patch can be applied to correct this issue.

Many applications on the Mac are sandboxed, which means that the application is restricted from accessing various operating system resources. Sandboxing is a well-established security approach in iOS apps that is now being implemented in applications on the Mac.

**PDE Patch Tool for Mac OS X 10.9 updates these PDEs to be sandbox-compatible in the latest OS X operating system.**

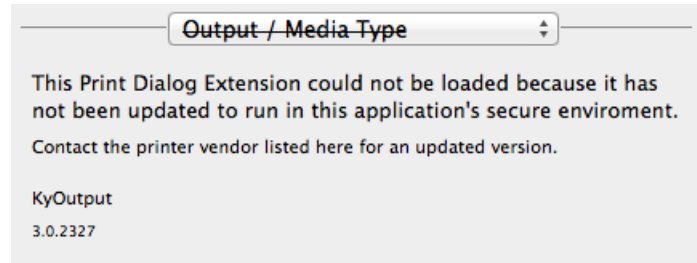
### Encountering the Issue

When a user attempts to print a file associated with a sandboxed application in the driver UI, the PDEs that are not sandbox-compatible will be crossed out as shown below:



## MAC OSX 10.9 PDE Patch Release Notes

When attempting to open the settings page for an incompatible PDE, the following message will appear:

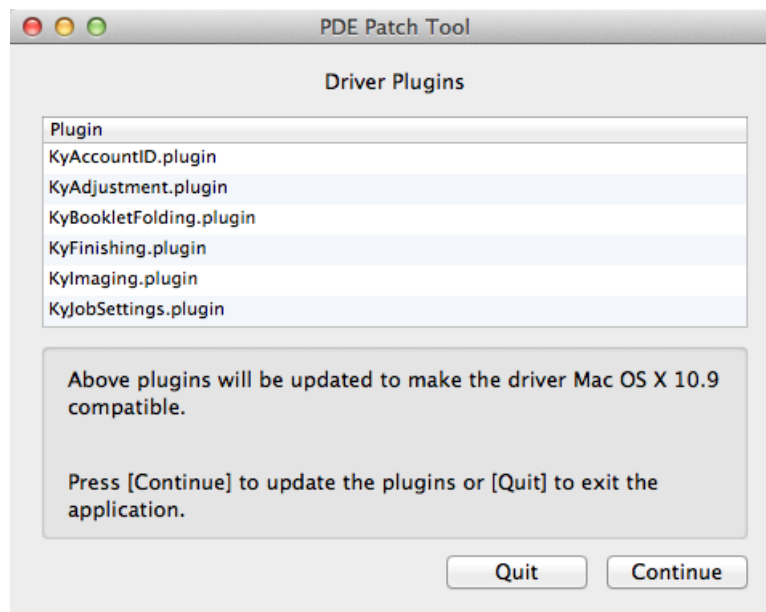


### **Follow the Installation Instructions below to install the MAC 10.9 PPD Patch.**

To fix this issue, the PDE Patch Tool for Mac OS X 10.9 must be applied.

1. On KDAconnect, Download the **PDE Patch Tool 1.1113.zip** file to your Mac.
2. Double click the zip file to extract the contents to the MAC desktop folder. (**PDE Patch Tool.dmg**)
3. The installer must be downloaded and run on each desktop MAC computer that requires updating.  
The tool cannot be applied to desktop computers remotely.
4. Double-click the .dmg installer, and then follow the on-screen instructions below.

When running the tool, the following confirmation dialog will appear:



5. Press **Continue** to update the preference files for the relevant plugins.
6. Once the patch has been applied, the MAC computer must be restarted in order for the changes to take effect.



## ***MAC OSX 10.9 PDE Patch Release Notes***

### **Notes**

The PDE Patch Tool for Mac OS X 10.9 will only change relevant PDEs on OS X 10.9 operating systems. If the PDEs have already been updated, this is detected by the tool and the user is informed accordingly.

Running the tool on a different OS X operating system will not affect any PDEs on that system. If the patch is not applied, the print driver with basic options is still usable, but all of the KYOCERA PDEs will remain disabled.